Pharma Packaging

Security features for Dividella monomaterial packaging solutions

Protect your assets

KÖRBER

koerber-pharma.com

Carton erecting

Product insertion

Carton closing

Dispenser

A perforation in the pack allows you to tear open individual compartments or an area of the carton to access the product, this variation is especially for single use products.

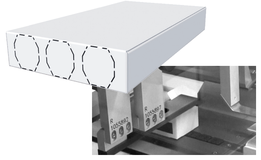

Rondo TE

During the sealing process, cut-outs are activated on the lid and dust flaps; these clearly and irreversibly indicate the first opening of the box. At first glance, the consumer can see from the break in the perforation whether the packaging is intact or if it has been tampered with.

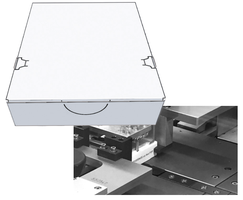

Inividual product TE

Individual protection of the products in the carton. A cover panel is glued over the products. To remove the product, the individual carton tab which protects the product needs to be broken and removed.

The Dividella NeoTOP pack style allows the integration of a number of protection features – conform to Directive 2011/62/EU

Körber has been concerned with guaranteeing originality for many years and has solved the problem quite simply by applying a spot of hot-melt glue in the right place.

If the box has been opened, this is immediately apparent to the user – and it involves virtually no extra machine costs and has no effects at all on the performance of our packaging machinery. This solution can be applied for the box, placing a glue spot on one or all the 3 flaps of the carton before the fully automated, inline closing.

With smart package design, we can not only apply tamper evidence for the outer carton but for the individual products in the pack as well. As an alternative for the TE glue spot we can also apply a tamper evident label inline, after the closing process.

The unique NeoTOP pack style, which is hard to manufacture without any machine, can also be considered as lower level of Brand Protection.

Standard tamper evident closing features:
The tuck in flap plus the dust flaps are glued and need to be broken to open the carton. This can be accomplished by applying glue spots or glue strips.

Extended tamper evident closing features:
Perforatetd cutouts in the dustflap or opening side ensure that when the carton is opened they come off with the lid.

inline glue application

after first time opening

Outer lid

The outside closing provides a more secure closing method by gluing the lid flap to a perforation on the front of the carton. This perforation separates from the cartonwhen it is opened.



Overlid

The overlid carton eliminates the risk of tampering through the gap which the standard lid provides. The entire carton is being protected.



Fishbone

The fishbone closing is a stronger outside closing which leaves a clear indication that the carton has been opened. After removing the „fishbone“, it cannot be replaced.



TE label

A tamper evident label is applied after the carton is closed to ensure the carton can't be opened until reaching the patient. This labelling process can easily be applied in-line or end of line.



Subject to alterations Copyright © 08.2020 by Dividella AG